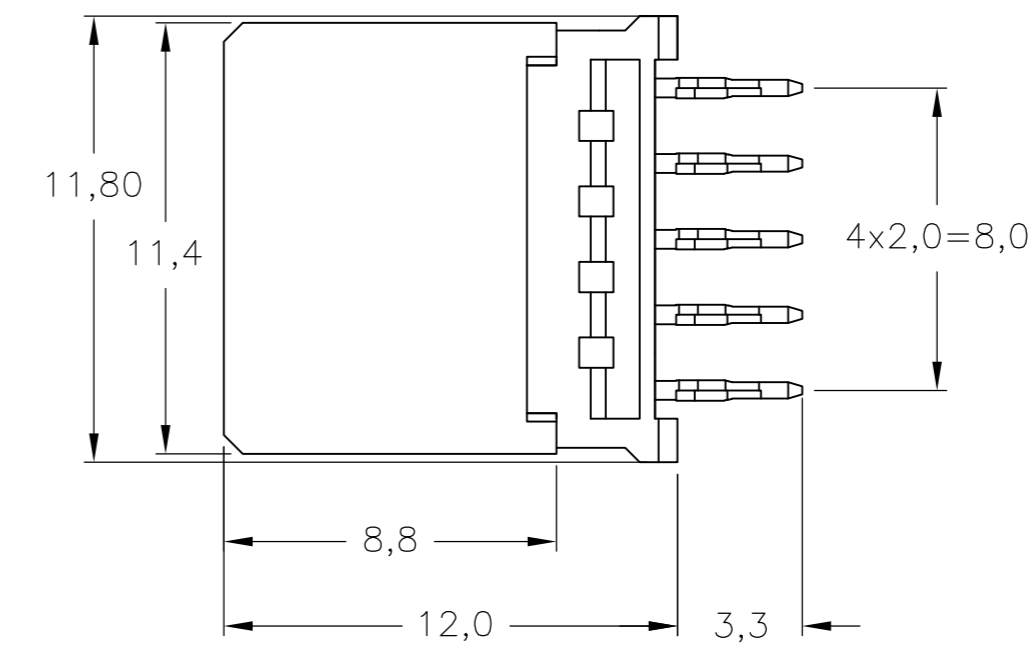
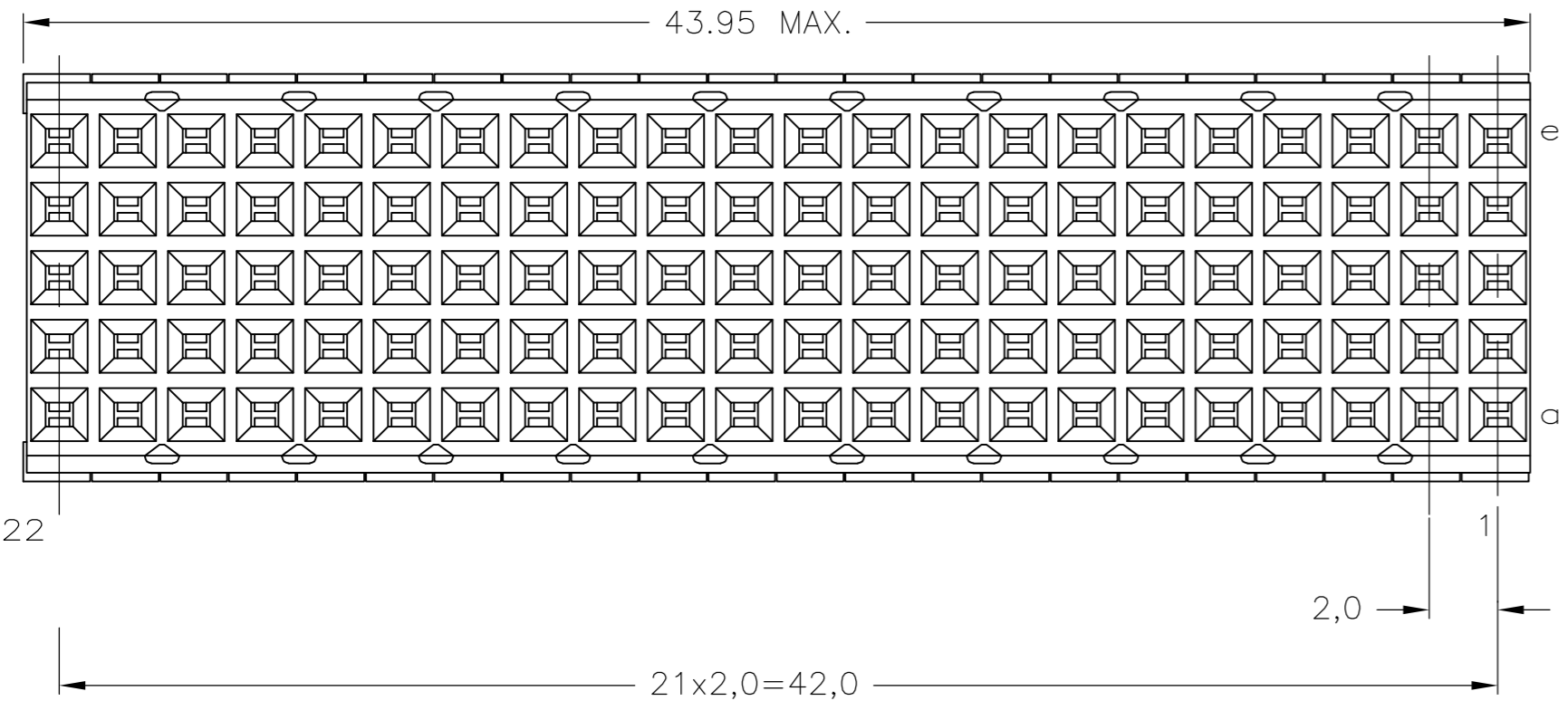
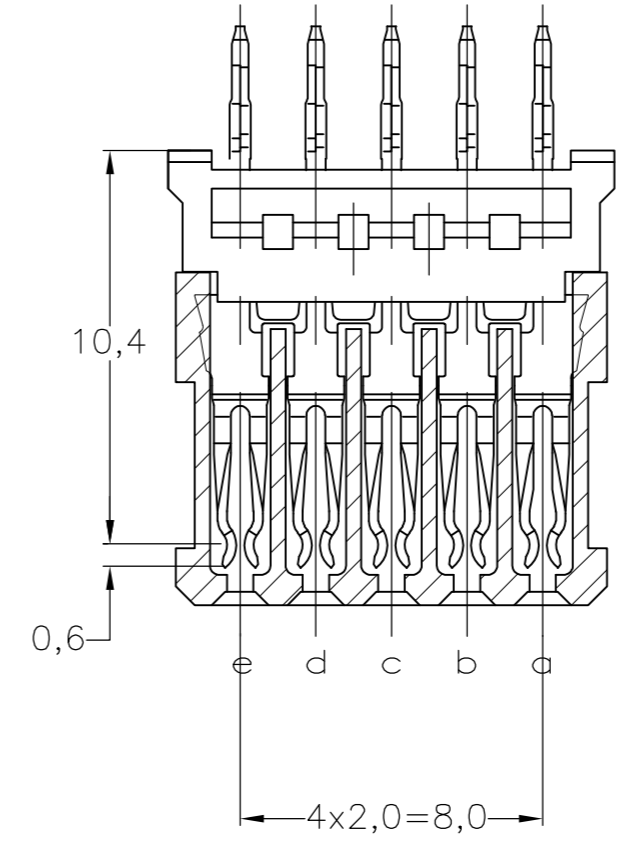
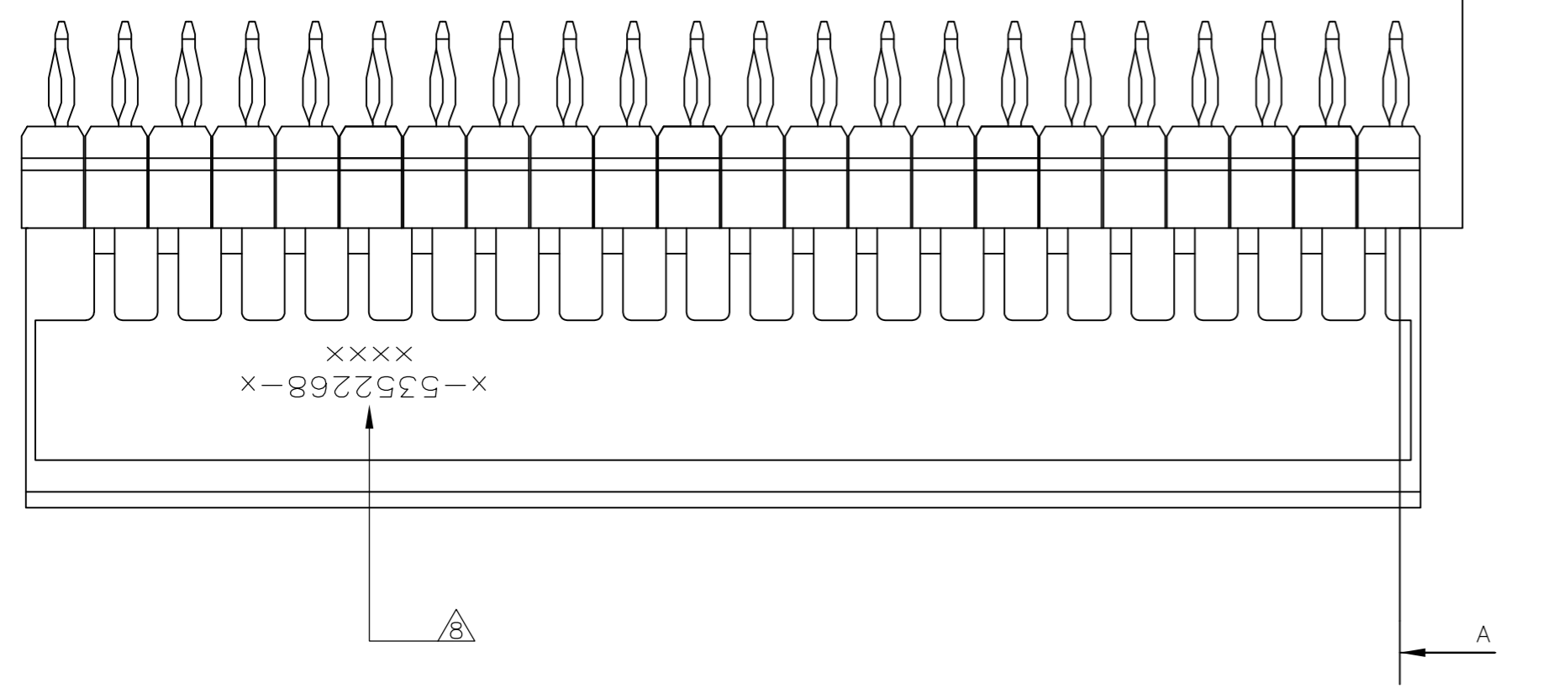
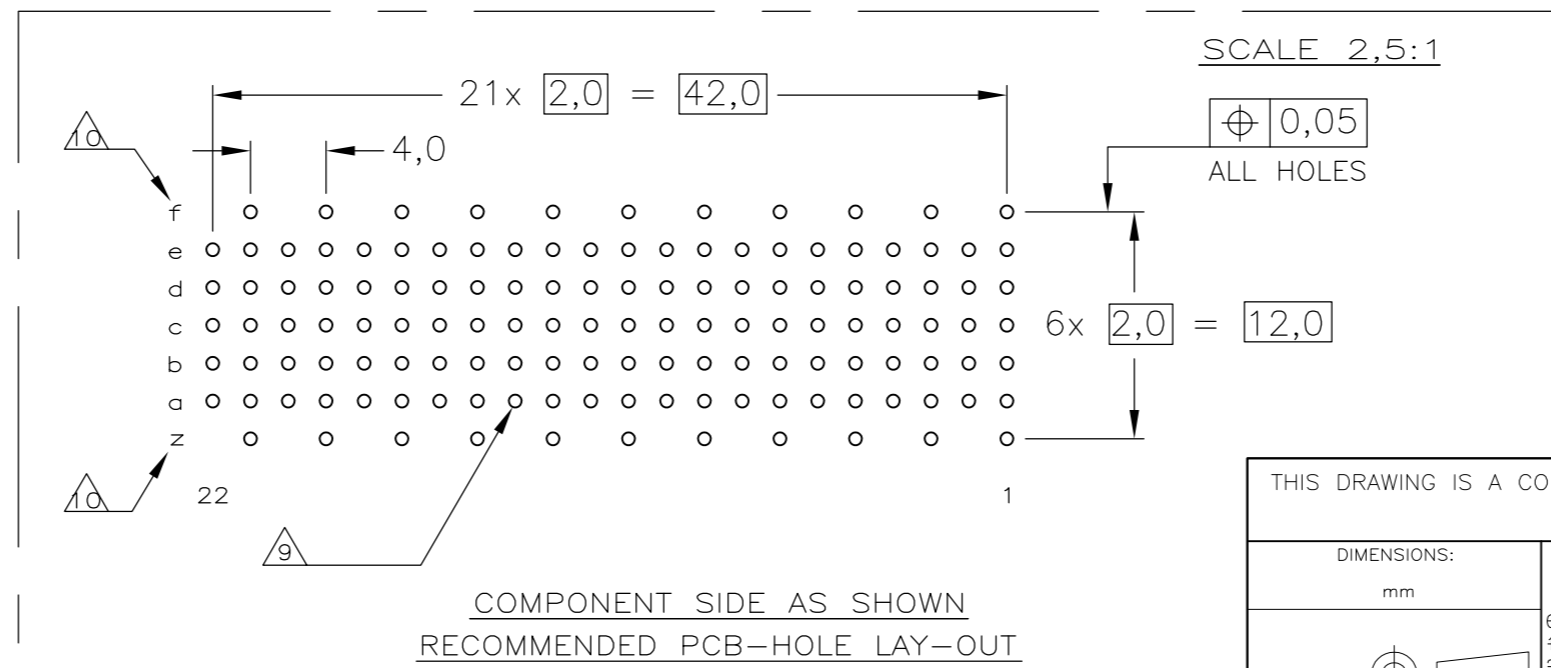


THIS DRAWING IS UNPUBLISHED. RELEASED FOR PUBLICATION
 © COPYRIGHT - By - ALL RIGHTS RESERVED.

LOC		DIST		REVISIONS			
P	LTR	DESCRIPTION	DATE	DWN	APVD		
D		RELEASED PER ECR ECR-11-009918	14MAY11	RC	CW		
E		ECO-11-024491	13DEC11	SY	MQW		



- NOTES:**
- △ MATERIAL CONTACT: PHOSPHORBRONZE
MATERIAL HOUSING: GLASSFILLED POLYESTER
UL-RATING 94V0 (GRAY).
 - △ GENERAL PLATING SPECIFICATION: UNDERPLATING (ENTIRE CONTACT):
1,27µm NICKEL MIN. AND ACTION PIN: 0,5µm TIN MIN.
FOR PLATING OF MATING SURFACES SEE APPLICABLE
SPECIFICATION REFERENCE FOR EACH DASH NUMBER.
 - △ CONFORMS TO ALL TESTING ACCORDING IEC 61076-4-101
PERFORMANCE LEVEL 2.
 - △ CONFORMS TO ALL TESTING ACCORDING IEC 61076-4-101
PERFORMANCE LEVEL 1.
 - △ CONNECTOR TESTED AND QUALIFIED AGAINST TELCORDIA GR-1217-CORE
QUALITY LEVEL III, CENTRAL OFFICE APPLICATIONS.
 - △ CONNECTOR TESTED AND QUALIFIED AGAINST TELCORDIA GR-1217-CORE
QUALITY LEVEL III, UNCONTROLLED ENVIRONMENT APPLICATIONS.
 - △ CONNECTOR LUBRICATED WITH TELCORDIA GR-1217-CORE
APPROVED LUBRICANT.
 - △ CONNECTOR PRINTED WITH PARTNUMBER AND DATECODE.
 - △ PLATED-THROUGH HOLES AT 2x2mm SQUARE GRID (110 HOLES).
 - △ HOLES IN ROW f AND z FOR POSSIBLE FUTURE USE OF
GROUND RETURN SHIELD. (SHIELDS NOT YET TOOLED)
 - △ OBSOLETE PARTS: OBSOLETE CIS STREAMLINING PER D.RENAUD/D.SINISI



FINISH	MATERIAL	PARTNUMBER
△6△	△	1-5352268-9
△5△	△	-5352268-9
△4△	△	-5352268-4
△3△	△	5352268-1

THIS DRAWING IS A CONTROLLED DOCUMENT.

DWN	K.N.KIRAN	23AUG2004
CHK	B.MOOIJ	27OCT2004
APVD	B.MOOIJ	27OCT2004
PRODUCT SPEC	108-19082	
APPLICATION SPEC	114-19029	
WEIGHT	-	
CUSTOMER DRAWING		

TE Connectivity

Z-PACK 2mm HM TYPE B
110 POS. 22 COLUMNS VERTICAL FEMALE
CONNECTOR ASSEMBLY

SIZE	A2	CAGE CODE	00779	DRAWING NO	C=5352268	RESTRICTED TO	-
SCALE	5:1	SHEET	1 of 1	REV	E		