| PART NUMBER W/O MOUNTING BRACKET | PART NUMBER W/ MOUNTING BRACKET | CIRCUIT BREAKER RATING |
|---|---|---|
| 0812005.ZXST | 0813005.ZXST | 12V/24V 5A CIRCUIT BREAKER |
| 0812006.ZXST | 0813006.ZXST | 12V/24V 6A CIRCUIT BREAKER |
| 0812008.ZXST | 0813008.ZXST | 12V/24V 8A CIRCUIT BREAKER |
| 0812010.ZXST | 0813010.ZXST | 12V/24V 10A CIRCUIT BREAKER |
| 0812015.ZXST | 0813015.ZXST | 12V/24V 15A CIRCUIT BREAKER |
| 0812020.ZXST | 0813020.ZXST | 12V/24V 20A CIRCUIT BREAKER |
| 0812025.ZXST | 0813025.ZXST | 12V/24V 25A CIRCUIT BREAKER |
| 0812030.ZXST | 0813030.ZXST | 12V/24V 30A CIRCUIT BREAKER |
| 0812035.ZXST | 0813035.ZXST | 12V/24V 35A CIRCUIT BREAKER |
| 0812040.ZXST | 0813040.ZXST | 12V/24V 40A CIRCUIT BREAKER |
| 0812045.ZXST | 0813045.ZXST | 12V/24V 45A CIRCUIT BREAKER |
| 0812050.ZXST | 0813050.ZXST | 12V/24V 50A CIRCUIT BREAKER |

| LTR | DATE | REVISION | CHK | APD |
|---|---|---|---|---|
| C | 10/29/01 | 81656D-REDRAW IN NEW FORMAT CHG RATING FROM 12V TO 12V/24V PJM | | |
| D | 07/26/04 | 83626B-ADD #10-32 STEEL HEX LOCK NUT PJM | | |

NOTES:

1. SPECIFICATIONS: TIME/CURRENT
   100% OF RATING: CARRY INDEFINITELY @ AN AMBIENT TEMP OF 771°F
   125% OF RATING: OPEN WITHIN 60 MINUTES
   200% OF RATING: OPEN WITHIN 10 SECONDS AND RECLOSE WITHIN 10 SECONDS.
2. MATERIAL & FINISHES
   BASE: PHEONOLIC NO FINISH
   COVER: STEEL, .00015 MIN. ZINC PLATE PLUS DICHROMATE
3. 0812000.ZXST AND 0813000.ZXST SERIES MEETS SAE SPEC. J553C.
4. INTERNAL COMPONENTS IDENTICAL EXCEPT FOR MOUNTING BRACKET.

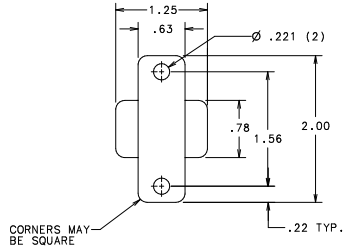


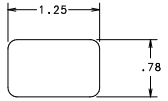


0812000.ZXST SERIES

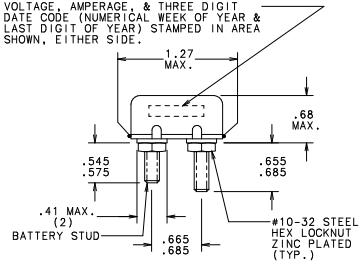


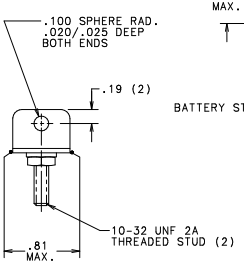


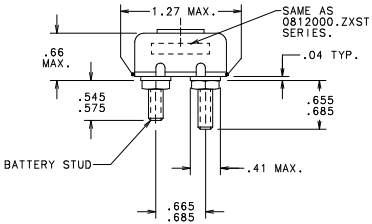


0813000.ZXST SERIES

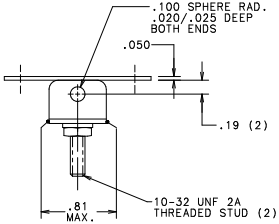


| NO | COMPONENT NO | DESCRIPTION | QTY/M | U/M |
|---|---|---|---|---|

**BILL OF MATERIAL**

UNLESS OTHERWISE SPECIFIED, DIMENSIONS DO NOT INCLUDE PLATING.

| | |
|---|---|
| O | DENOTES CRITICAL CHARACTERISTICS. |
| CPK | DENOTES CPK DIMENSIONS,-MINIMUM CPK VALUE |
| ST | DENOTES A CHARACTERISTIC THAT PROVIDES AN INDICATION OF PROCESS PERFORMANCE, PROCEDURE FOR MEASUREMENT AND TRACKING TO BE DEFINED IN LITTELFUSE INSPECTION INSTRUCTIONS. |
| CP | DENOTES CP DIMENSIONS,-MINIMUM CP VALUE MUST BE WITHIN THE DIMENSIONAL LIMITATIONS SHOWN ON DRAWING AND INITIALLY LOCATED TO ALLOW FOR MAXIMUM TOOL LIFE. |

COPIES TO: 1 9 18 / 2 10 19 / 3 12 20 / 4 13 21 / 5 14 23 / 6 15 33 / 7 16 43 / 8 17 53

MATL SPEC
FINISH
DRW PJM DATE 10/29/01 SCALE FULL
CHK DATE SUPER DR
APPR DATE RAW STK WT LBS/M

TOLERANCE UNLESS OTHERWISE SPECIFIED
TWO PLACE DEC. ±.01 — FRACTION ±
THREE PLACE DEC. ±.005 — ANGULAR ±1°

TITLE CIRCUIT BREAKER- AUTOMATIC RESET WITH & W/O BRACKET

Littelfuse® DES PLAINES, ILLINOIS 60016

REVISION D

DRWG. NO. 0812000.ZXST THRU 0813000.ZXST — OUTLINE

UNCONTROLLED DOCUMENT

CAD GENERATED DRAWING - DO NOT CHANGE WITHOUT CONSENT