

PCB terminal block - MFKDSP/ 6-5,08 - 1791884

Please be informed that the data shown in this PDF Document is generated from our Online Catalog. Please find the complete data in the user's documentation. Our General Terms of Use for Downloads are valid (<http://phoenixcontact.com/download>)

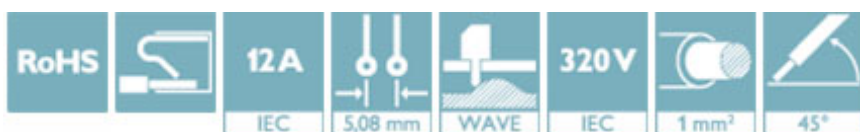


PCB terminal block, nominal current: 12 A, nom. voltage: 320 V, pitch: 5.08 mm, number of positions: 6, connection method: Push-in spring connection, mounting: Wave soldering, conductor/PCB connection direction: 45 °, color: green

The figure shows the 5-pos. version

Why buy this product

- Time saving push-in connection, tools not required
- Defined contact force ensures that contact remains stable over the long term
- Intuitive use through colour coded actuation lever
- Angled connection enables multi-row arrangement on the PCB
- Quick and convenient testing using integrated test option
- Two solder pins reduce the mechanical strain on the soldering spots



Key Commercial Data

Packing unit	50 STK
GTIN	
GTIN	4017918044480

Technical data

Dimensions

Length [l]	16.2 mm
Pitch	5.08 mm
Dimension a	25.4 mm
Width [w]	30.48 mm
Constructional height	12.92 mm
Height [h]	16.22 mm
Solder pin [P]	3.3 mm
Pin dimensions	0,5 x 1 mm
Pin spacing	10.16 mm
Hole diameter	1.3 mm

PCB terminal block - MFKDSP/ 6-5,08 - 1791884

Technical data

General

Range of articles	MFKDSP
Insulating material group	I
Rated surge voltage (III/3)	4 kV
Rated surge voltage (III/2)	4 kV
Rated surge voltage (II/2)	4 kV
Rated voltage (III/3)	250 V
Rated voltage (III/2)	320 V
Rated voltage (II/2)	630 V
Connection in acc. with standard	EN-VDE
Nominal current I_N	12 A
Nominal cross section	1 mm ²
Maximum load current	12 A (with 1.5 mm ² conductor cross section)
Insulating material	PA
Flammability rating according to UL 94	V0
Stripping length	10 mm
Number of positions	6

Connection data

Conductor cross section solid min.	0.2 mm ²
Conductor cross section solid max.	1.5 mm ²
Conductor cross section flexible min.	0.2 mm ²
Conductor cross section flexible max.	1 mm ²
Conductor cross section flexible, with ferrule without plastic sleeve min.	0.25 mm ²
Conductor cross section flexible, with ferrule without plastic sleeve max.	0.75 mm ²
Conductor cross section flexible, with ferrule with plastic sleeve min.	0.25 mm ²
Conductor cross section flexible, with ferrule with plastic sleeve max.	0.75 mm ²
Conductor cross section AWG min.	24
Conductor cross section AWG max.	16

Standards and Regulations

Connection in acc. with standard	EN-VDE
	CSA
Flammability rating according to UL 94	V0

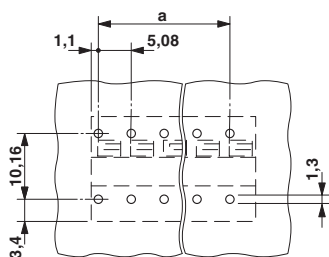
Environmental Product Compliance

China RoHS	Environmentally friendly use period: unlimited = EFUP-e
	No hazardous substances above threshold values

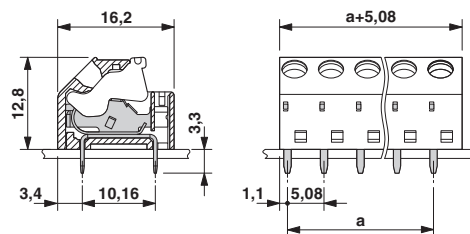
Drawings

PCB terminal block - MFKDSP/ 6-5,08 - 1791884

Drilling diagram



Dimensional drawing



Approvals

Approvals

Approvals

CSA / EAC / cULus Recognized

Ex Approvals

Approval details

CSA		http://www.csagroup.org/services-industries/product-listing/	13631
	D	B	
Nominal voltage UN	300 V	300 V	
Nominal current IN	10 A	10 A	
mm ² /AWG/kcmil	22-18	22-18	

EAC			B.01742
-----	--	--	---------

cULus Recognized		http://database.ul.com/cgi-bin/XYV/template/LISEXT/1FRAME/index.htm	E60425-19870330
	D	B	
Nominal voltage UN	300 V	300 V	
Nominal current IN	3.6 A	3.6 A	
mm ² /AWG/kcmil	22-18	22-18	

Phoenix Contact 2018 © - all rights reserved
<http://www.phoenixcontact.com>

PHOENIX CONTACT GmbH & Co. KG
Flachmarktstr. 8
32825 Blomberg
Germany
Tel. +49 5235 300
Fax +49 5235 3 41200
<http://www.phoenixcontact.com>