



PCI series

Slim 2 Form A Miniature PC Board Relay

Appliances, Audio Equipment, Office Machines

UL File No. E82292

CSA File No. LR48471

Users should thoroughly review the technical data before selecting a product part number. It is recommended that user also seek out the pertinent approvals files of the agencies/laboratories and review them to ensure the product meets the requirements for a given application.

Features

- Slim and simple architecture.
- 2 Form A (DPST-NO) contact arrangement.
- Cadmium-free contacts.
- UL, CSA, approvals.
- Immersion cleanable, sealed version available.
- Magnetic blow-out available for DC loads.

Contact Data @ 20°C

Arrangements: 2 Form A (DPST-NO).

Material: Ag-GS Alloy.

Max. Switching Rate: 300ops./ min. (no load).
30ops./ min. (rated load).

Expected Mechanical Life: 1 million ops (no load).

Expected Electrical Life: 100,000 ops (rated load).

Minimum Load: 1mA @ 1VDC.

Initial Contact Resistance: 50 milliohms @ 1mA, 6VDC.

Contact Ratings

Ratings: 3A @ 24VDC resistive.
3A @ 120VAC resistive.

Max. Switched Voltage: AC: 240V.
DC: 50V.

Max. Switched Current: 5A.

Max. Switched Power: 300VA, 90W.

Initial Dielectric Strength

Between Open Contacts: 1,000VAC, 50/60 Hz. (1 min.).

Between Adjacent Contacts: 2,000VAC, 50/60 Hz (1 min).

Between Contacts and Coil: 4,000VAC, 50/60 Hz. (1 min.).

Surge Voltage Between Coil and Contacts: 7,000V (1.2/50µs).

Initial Insulation Resistance

Between Mutually Insulated Conductors: 1,000Mohm @ 500VDCM.

Coil Data

Voltage: 5 to 48VDC.

Duty Cycle: Continuous.

Nominal Power: 350mW.

Max. Coil Power: 130% of nominal at 20°C.

Coil Data @ 20°C

PCI				
Rated Coil Voltage (VDC)	Nominal Current (mA)	Coil Resistance (ohms) ± 10%	Must Operate Voltage (VDC)	Must Release Voltage (VDC)
5	69.4	72	3.50	0.50
6	58.8	102	4.20	0.60
9	39.1	230	6.30	0.90
12	29.1	413	8.40	1.20
24	14.5	1,650	16.80	2.40

Operate Data @ 20°C

Must Operate Voltage: 70% of nominal voltage or less.

Must Release Voltage: 10% of nominal voltage or more.

Operate Time : 15ms max.

Release Time : 5ms max.

Environmental Data

Temperature Range:

Operating: -30°C to +70°C.

Vibration, Mechanical: 10 to 55Hz., 1.5mm double amplitude.

Operational: 10 to 55Hz., 1.5mm double amplitude.

Shock, Mechanical: 1,000m/s² (100G approximately).

Operational: 100m/s² (10G approximately).

Operating Humidity: 20 to 85% RH. (Non-condensing).

Mechanical Data

Termination: Printed circuit terminals.

Enclosure: Plastic sealed case with enclosure option "H".

Otherwise, vented (flux-tight) cover.

Weight: 0.41 oz (10.5g) approximately.

Typical Part Number ►

PCI -2 05 D M ,000

1. Basic Series:
PCI = Miniature relay

2. Termination:
2 = 2 pole

3. Coil Voltage:
05 = 5VDC 09 = 9VDC 24 = 24VDC
06 = 6VDC 12 = 12VDC 48 = 48VDC

4. Coil Input:
D = Standard

5. Contact Arrangement:
M = 2 Form A

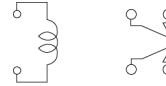
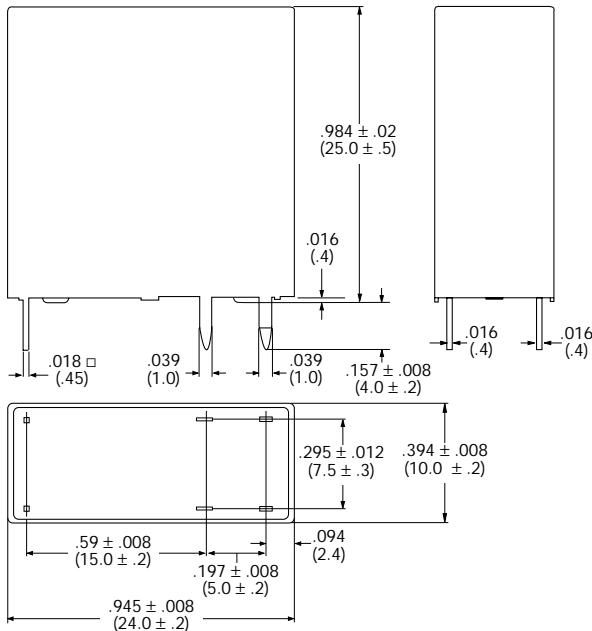
6. Enclosure:
Blank = Vented (Flux-tight) cover H = Sealed plastic case

7. Optional:
Blank = Standard M = with magnetic blow-out

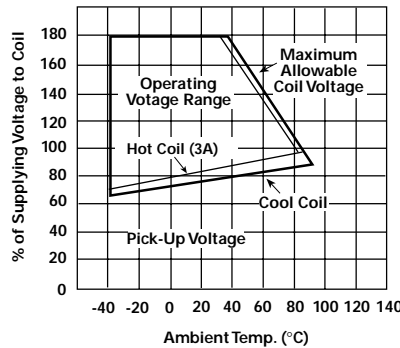
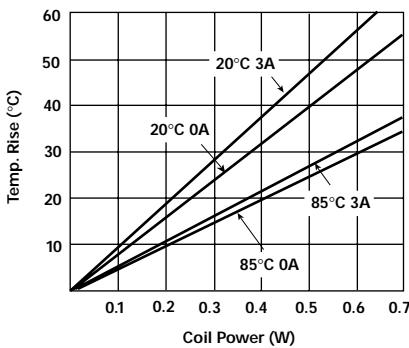
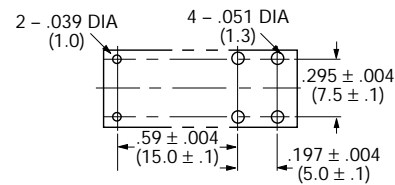
8. Suffix:
,000 = Standard model Other Suffix = Custom model

Our authorized distributors are more likely to maintain the following items in stock for immediate delivery.
None at present.

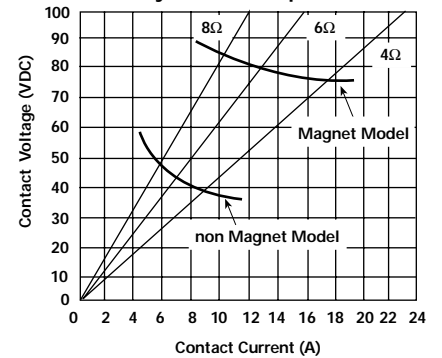
Wiring Diagram (Bottom View)



PC Board Layout (Bottom View)



DC Cut Ability for Audio Speaker Loads



Note: This data is based on the max. allowable temperature for E type insulation coil (115°C).

Dimensions are shown for reference purposes only.

Dimensions are in inches over (millimeters) unless otherwise specified.

Specifications and availability subject to change.

www.tycoelectronics.com
Technical support:
Refer to inside back cover.