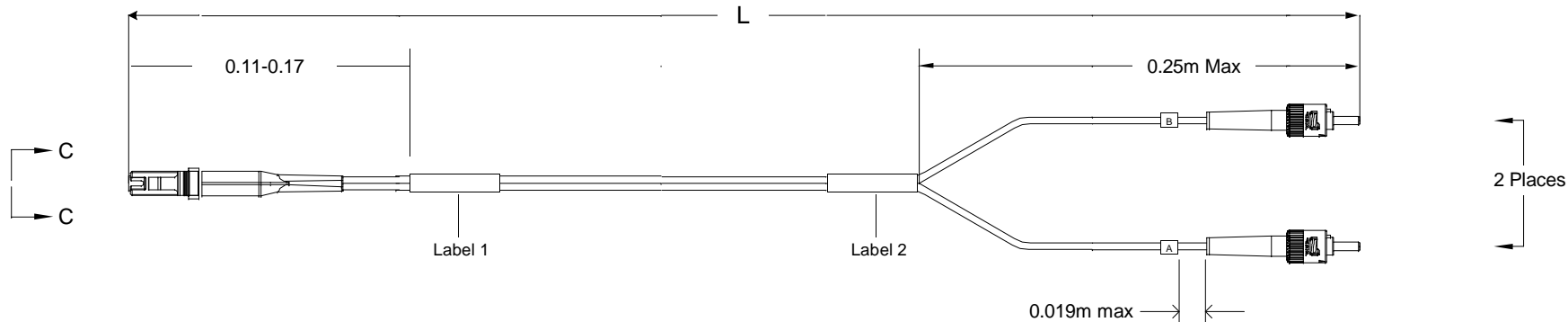


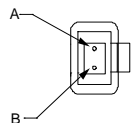
Restricted to: General Release

USED ON



**Left Side**

Connector(s): MT-RJ SECURE (No Pins)  
 Mode: MM  
 Housing Color: Yellow  
 Geom. Spec: 115-1215



**Fiber Path**

Fiber A - B  
 Fiber B - A

**Notes:**

- 1 IL tested at 1300nm.
- 2 Product and Processing must meet requirements of Tyco Electronics Standard 230-702
- 3 Label 2 will not be present on any cable assembly less than 5 meters long.
- 4 Includes dust caps (not shown on print).

**Right Side**

Connector(s): ST  
 Mode: MM  
 Housing Color: N/A  
 Geom. Spec: N/A

THIS INFORMATION IS CONFIDENTIAL AND PROPRIETARY TO TYCO ELECTRONICS, INC. IT IS TO BE USED ONLY FOR THE PURPOSES SPECIFIED AND MAY NOT BE DISCLOSED TO ANY OTHER PERSON OR ENTITY WITHOUT THE WRITTEN AUTHORIZATION OF TYCO ELECTRONICS CORPORATION, HARRISBURG, PENNSYLVANIA.

LOC  
 CE  
 DIST  
 16

B	Rev Per	EC#	06-022379	9/27/2006	-	MK	
P	LTR	REVISION	RECORD	DATE	DN	APVD	

DIMENSIONS:	TOLERANCES UNLESS
meters	OTHERWISE SPECIFIED:
	0 PLC ± .
	1 PLC ± .
	2 PLC ± .
	3 PLC ± .
	4 PLC ± .

DM	Cable Assy Configurator	MATERIAL	HEAT TREAT
CHK	Michael Kepko		
APVD	Michael Kepko	<b>AMP</b> Tyco Electronics, Inc. Harrisburg, PA 17105-3608	
NAME	FO C/A - 2 fiber, 62.5/125, OFNR (Riser) jacket, MT-RJ SECURE (No Pins) to ST		
SCALE	SIZE	DRAWING NO	SHEET
NTS	A2	C- 6278899	1 of 3
			REV B

Customer Print

Restricted to: General Release

USED ON

THIS DRAWING IS A CONTROLLED DOCUMENT.

Part #	L (meters)	L (feet)	MT-RJ SECURE (No Pins), Yellow		ST	
			IL (dB)	RL (dB)	IL (dB)	RL (dB)
0-6278899-1	0.950 - 1.050	3.11 - 3.44	0.5	20	0.5	-
0-6278899-2	1.950 - 2.050	6.39 - 6.72	0.5	20	0.5	-
0-6278899-3	2.950 - 3.050	9.67 - 10.00	0.5	20	0.5	-
0-6278899-4	3.920 - 4.080	12.86 - 13.38	0.51	20	0.51	-
0-6278899-5	4.920 - 5.080	16.14 - 16.66	0.51	20	0.51	-
0-6278899-6	5.920 - 6.080	19.42 - 19.94	0.51	20	0.51	-
0-6278899-7	6.920 - 7.080	22.70 - 23.22	0.51	20	0.51	-
0-6278899-8	7.920 - 8.080	25.98 - 26.50	0.51	20	0.51	-
0-6278899-9	8.850 - 9.150	29.03 - 30.01	0.51	20	0.51	-
1-6278899-0	9.850 - 10.150	32.31 - 33.30	0.52	20	0.52	-
1-6278899-1	10.850 - 11.150	35.59 - 36.58	0.52	20	0.52	-
1-6278899-2	11.850 - 12.150	38.87 - 39.86	0.52	20	0.52	-
1-6278899-3	12.850 - 13.150	42.15 - 43.14	0.52	20	0.52	-
1-6278899-4	13.850 - 14.150	45.43 - 46.42	0.52	20	0.52	-
1-6278899-5	14.850 - 15.150	48.72 - 49.70	0.52	20	0.52	-
1-6278899-6	15.840 - 16.160	51.96 - 53.01	0.52	20	0.52	-
1-6278899-7	16.830 - 17.170	55.21 - 56.33	0.53	20	0.53	-
1-6278899-8	17.820 - 18.180	58.46 - 59.64	0.53	20	0.53	-
1-6278899-9	18.810 - 19.190	61.71 - 62.95	0.53	20	0.53	-
2-6278899-0	19.800 - 20.200	64.96 - 66.27	0.53	20	0.53	-
2-6278899-1	20.790 - 21.210	68.20 - 69.58	0.53	20	0.53	-
2-6278899-2	21.780 - 22.220	71.45 - 72.90	0.53	20	0.53	-
2-6278899-3	22.770 - 23.230	74.70 - 76.21	0.53	20	0.53	-
2-6278899-4	23.760 - 24.240	77.95 - 79.52	0.54	20	0.54	-
2-6278899-5	24.750 - 25.250	81.20 - 82.84	0.54	20	0.54	-
2-6278899-6	25.740 - 26.260	84.44 - 86.15	0.54	20	0.54	-
2-6278899-7	26.730 - 27.270	87.69 - 89.46	0.54	20	0.54	-
2-6278899-8	27.720 - 28.280	90.94 - 92.78	0.54	20	0.54	-
2-6278899-9	28.710 - 29.290	94.19 - 96.09	0.54	20	0.54	-
3-6278899-0	29.700 - 30.300	97.44 - 99.40	0.55	20	0.55	-
3-6278899-1	30.690 - 31.310	100.68 - 102.72	0.55	20	0.55	-
3-6278899-2	31.680 - 32.320	103.93 - 106.03	0.55	20	0.55	-
3-6278899-3	32.670 - 33.330	107.18 - 109.35	0.55	20	0.55	-
3-6278899-4	33.660 - 34.340	110.43 - 112.66	0.55	20	0.55	-
3-6278899-5	34.650 - 35.350	113.68 - 115.97	0.55	20	0.55	-
3-6278899-6	35.640 - 36.360	116.92 - 119.29	0.55	20	0.55	-
3-6278899-7	36.630 - 37.370	120.17 - 122.60	0.56	20	0.56	-
3-6278899-8	37.620 - 38.380	123.42 - 125.91	0.56	20	0.56	-
3-6278899-9	38.610 - 39.390	126.67 - 129.23	0.56	20	0.56	-
4-6278899-0	39.600 - 40.400	129.92 - 132.54	0.56	20	0.56	-
5-6278899-0	49.500 - 50.500	162.40 - 165.68	0.58	20	0.58	-
9-6278899-1	0.270 - 0.330	0.88 - 1.08	0.5	20	0.5	-

Qty	U of M	Description	Item No.
1	piece	DUST COVER, MT-RJ	1
1	piece	SPRING, MT-RJ, 3.8 DESIGN	2
1	piece	PIN KEEPER, 3.8MM	3
1	piece	MT-RJ, SPRING PUSH, UNIVERSAL	4
1	piece	CRIMP EYELET, MT-RJ	5
1	piece	MT-RJ Keyed Connector Housing - Yellow	6
0.0139	sheet	Leg Label - "A"	7
0.0139	sheet	Leg Label - "B"	8
1	piece	MT-RJ FERRULE, THERMOPLAST,MM	9
2	piece	Crimp Eyelet	10
2	piece	ST Short Boot - 1.6 to 2.0mm, Beige	11
2	piece	ST Connector, Ceramic, Metal Nut	12
2	piece	2.5mm ferrule cover	13
2	piece	PVC Build-up tubing	14
AR	meter	2 fiber, 62.5/125, 1.8 mm, Twinzip, Orange, OFNR (Riser)	15
1	piece	MT-RJ TwinZip Bend Limiting Boot, Beige	16
2	piece	Trace Label	17

THIS INFORMATION IS CONFIDENTIAL AND PROPRIETARY TO TYCO ELECTRONICS CORPORATION. IT IS NOT TO BE DISCLOSED TO ANY OTHER PERSONS WITHOUT THE WRITTEN AUTHORIZATION OF TYCO ELECTRONICS CORPORATION, HARRISBURG, PENNSYLVANIA.

LOC  
CE  
DIST  
16

B		Rev Per EC#	06-022379	9/27/2006	-	MK
P	LTR	REVISION RECORD		DATE	DIN	APVD

DIMENSIONS: meters 	TOLERANCES UNLESS OTHERWISE SPECIFIED: 9 P.L.C. ± . 2 P.L.C. ± . 3 P.L.C. ± . 4 P.L.C. ± .
---------------------------	--

DIN	Cable Assy Configurator	MATERIAL	-	HEAT TREAT	-
CHK	Michael Kepko	Tyco Electronics, Inc. Harrisburg, PA 17105-3608			
APVD	Michael Kepko				
NAME	FO C/A - 2 fiber, 62.5/125, OFNR (Riser) jacket, MT-RJ SECURE (No Pins) to ST				
SCALE	NTS	SIZE	A2	DRAWING NO	C- 6278899
SHEET	2 of 3	REV	B		


Customer Print

Restricted to: General Release

USED ON

THIS DRAWING IS A CONTROLLED DOCUMENT. BFC/ND

**Label 1** Per specification 107-1645-1




XXXXXXXXXXXXXXXXXX

Tyco logo    Made in XXXX    X-XXXXXXXX-X

Trace # - Bar Code  
Trace # - Human Readable  
Part Number  
Country of Origin

**This label is used on all lengths on this drawing.**

**Label 2** Per specification 107-1645-1



XXXXXXXXXXXXXXXXXX

Tyco logo    Made in XXXX    X-XXXXXXXX-X

Trace # - Bar Code  
Trace # - Human Readable  
Part Number  
Country of Origin

**This label is used on all lengths on this drawing.**

THIS INFORMATION IS CONFIDENTIAL AND PROPRIETARY TO TYCO ELECTRONICS CORPORATION. IT IS UNLAWFUL TO DISCLOSE TO ANYONE OTHER THAN TYCO ELECTRONICS PERSONNEL, WITHOUT WRITTEN AUTHORIZATION FROM TYCO ELECTRONICS CORPORATION, HARRISBURG, PENNSYLVANIA

LOC  
CE  
DIST  
16

B	Rev Per	EC#	06-022379	9/27/2006	-	MK
P	LTR	REVISION	RECORD	DATE	DIN	APVD

DIMENSIONS:	TOLERANCES UNLESS OTHERWISE SPECIFIED:
meters	
Ø	0 PLC ± .
□	1 PLC ± .
□	2 PLC ± .
□	3 PLC ± .
□	4 PLC ± .

Customer Print

DIN	Cable Assy Configurator	MATERIAL	HEAT TREAT
CHK	Michael Kepko		
APVD	Michael Kepko	<b>AMP</b> Tyco Electronics, Inc. Harrisburg, PA 17105-3608	
NAME	FO C/A - 2 fiber, 62.5/125, OFNR (Riser) jacket, MT-RJ SECURE (No Pins) to ST		
SCALE	SIZE	DRAWING NO	SHEET
NTS	A2	C- 6278899	3 of 3
			REV
			B

8                                      7                                      6                                      5                                      4                                      3                                      2                                      1